



Clicking From the Rear Brakes

SYMPTOM

Clicking from the rear calipers when first applying the brakes after a change in direction.

PROBABLE CAUSE

The clearance between the rear pads and the calipers allows the pads to move slightly.

CORRECTIVE ACTION

Replace the lower retainer clips on the rear brake pad.

REQUIRED MATERIALS

Dow Corning Molykote M77 Assembly Paste:
P/N 08798-9010

PARTS INFORMATION

Pad Clip (two required):
P/N 43244-S9A-003

WARRANTY CLAIM INFORMATION

In warranty: The normal warranty applies.

Operation Number: 410150

Flat Rate Time: 0.7 hour

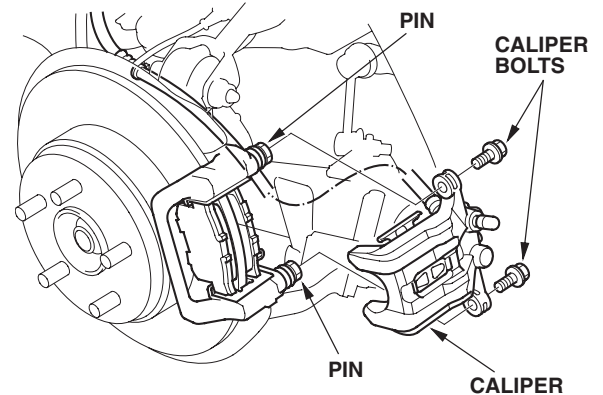
Failed Part: P/N 43244-SG0-003

Defect Code: 06201

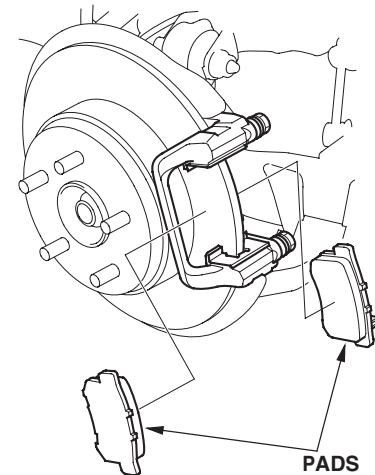
Symptom Code: 04213

REPAIR PROCEDURE

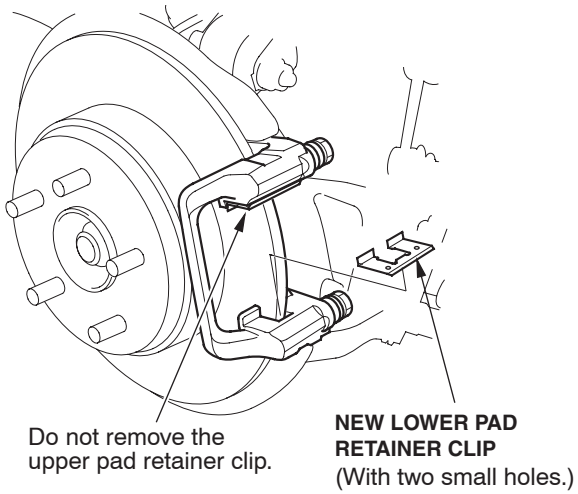
1. Remove the rear wheels.
2. Hold the pins with a wrench; be careful not to damage the pin boots. Remove the caliper bolts, and remove the caliper from the caliper bracket.



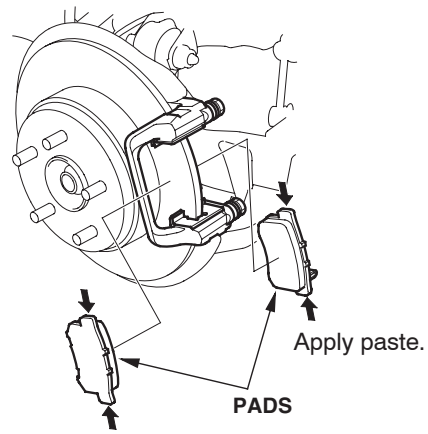
3. Remove the pads.



4. Remove and discard the lower pad retainer clip, then install the new clip.



5. Apply Dow Corning Molykote M77 assembly paste to the areas indicated by the arrows. Wipe off any excess paste. Do not get any paste on the disc or pad surfaces.



6. Install the brake pads in their original positions. Reinstall all removed parts.
7. Repeat steps 2 thru 6 for the other rear caliper.
8. Install the rear wheels. Torque the wheel nuts to 108 N·m (80 lb-ft).